

**AIR QUALITY INDEX (AQI) RECORDED WITH AQMS OF EPA IN LAHORE 02.12.2020 (BASED ON PREVIOUS 24 HOURS DATA)**

Station name	Parameter used to calculate AQI	PEQS value ug/m <sup>3</sup>	Conc. (ug/m <sup>3</sup> ) used to calculate AQI	AQI	Remarks
Met Station, Jail Road	PM <sub>2.5</sub>	35	50.507	138	
Town Hall	CO	5 (mg/m <sup>3</sup> )	18.237	203	
Township	NO <sub>2</sub>	80	66.695	33	
Wagha Town	-	-	-	-	Not Operational Annex Attached in previous report
Hafeez Kardar Road, EPA HQ	-	-	-	-	Not Operational Annex Attached in previous report

AQI limits in Smog Policy 2017

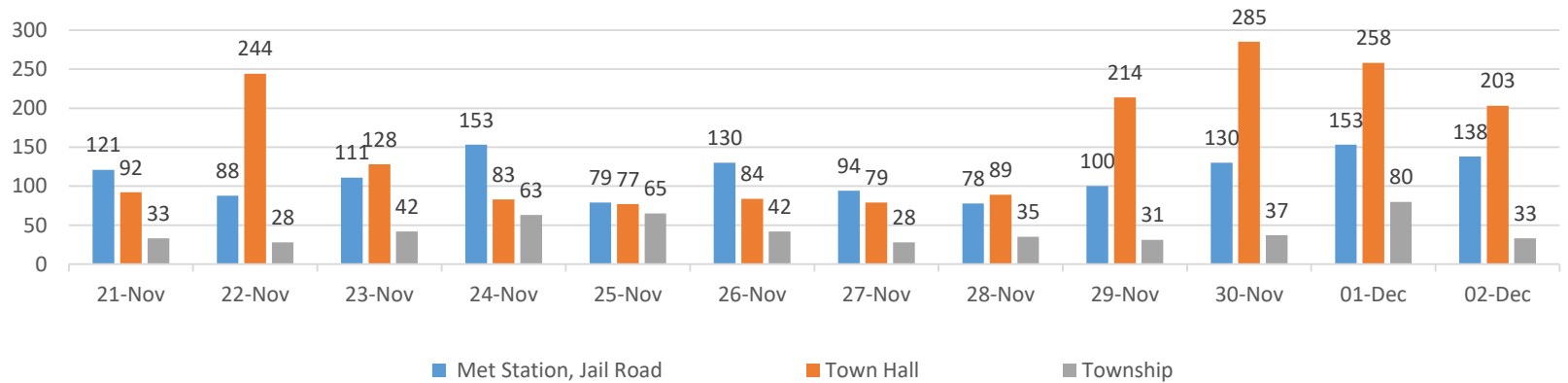
0-100	Good
100-200	Satisfactory
200-300	Moderately polluted
301-400	poor
401-500	Very poor
500+	severe

**AQI RECORDED DURING MOBILE VAN SURVIELLANCE**

Locations	Parameter used to calculate AQI	PEQS value ug/m <sup>3</sup>	Conc. (ug/m <sup>3</sup> ) used to calculate AQI	AQI	Remarks
Site 1:	PM <sub>2.5</sub>	35	-	-	Mobile AQMS moved to Rawalpindi as per direction of authority
Site 2:	PM <sub>2.5</sub>	35	-	-	

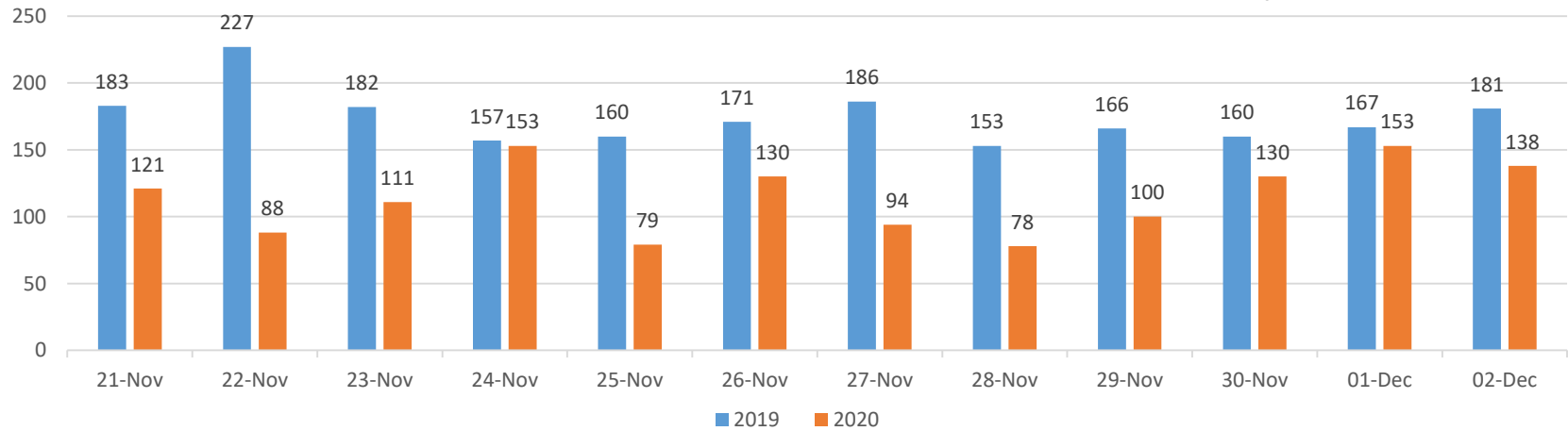
**SUMMARY OF PREVIOUS AQI**

**AIR QUALITY INDEX (AQI) RECORDED WITH AQMS OF EPA IN LAHORE**



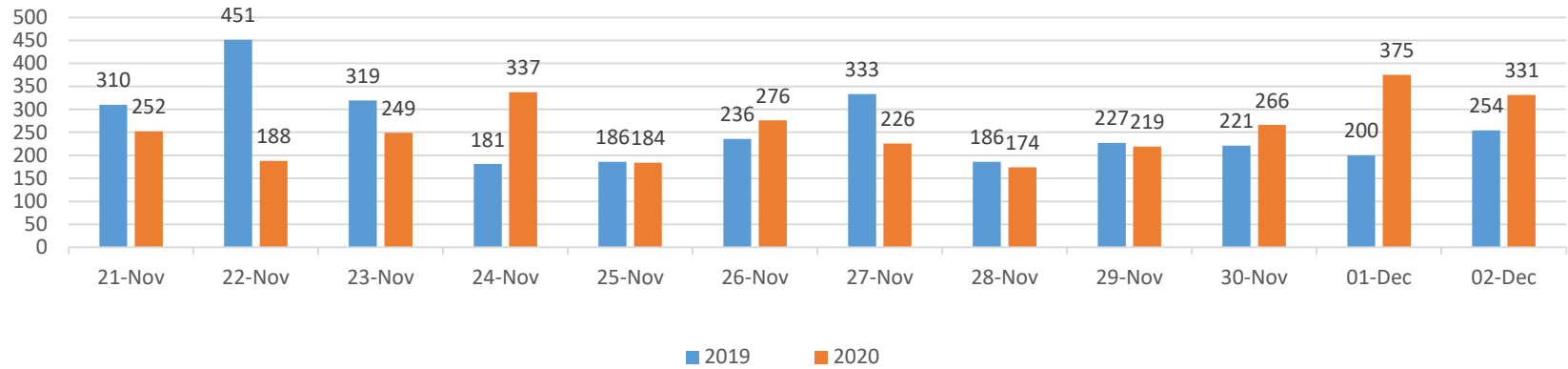
Source: Environment Protection Department

**COMPARISON OF AQI OF 2019-2020 OF AQMS INSTALLED AT MET STATION, JAIL ROAD**



Source: Environment Protection Department

### COMPARISON OF AQI OF 2019-2020 OF AQMS INSTALLED AT US EMBASSY, LAHORE



Source: <https://aqicn.org/city/pakistan/lahore/us-embassy/>