

AIR QUALITY INDEX (AQI) RECORDED WITH AQMS OF EPA IN LAHORE 11.12.2020 (BASED ON PREVIOUS 24 HOURS DATA)

| Station name | Parameter used to calculate AQI | PEQS value ug/m ³ | Conc. (ug/m ³) used to calculate AQI | AQI | Remarks |
|----------------------------|---------------------------------|------------------------------|--|-----|---|
| Met Station, Jail Road | PM _{2.5} | 35 | 35.775 | 101 | |
| Town Hall | CO | 5 (mg/m ³) | 24.432 | 240 | |
| Township | - | - | - | - | Data not download due to expiry of internet package |
| Wagha Town | - | - | - | - | Not Operational Annex Attached in previous report |
| Hafeez Kardar Road, EPA HQ | - | - | - | - | Not Operational Annex Attached in previous report |

AQI limits in Smog Policy 2017

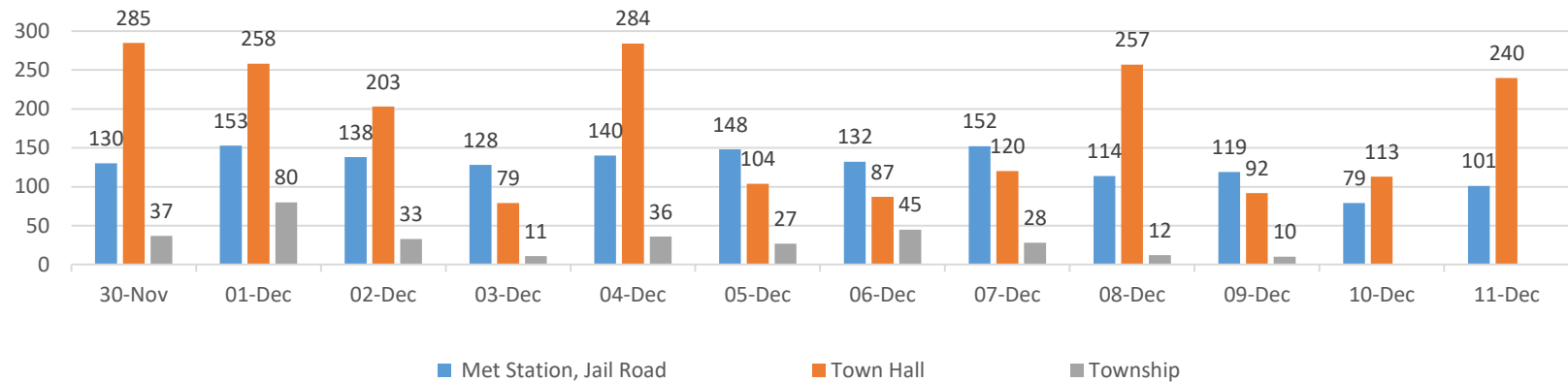
| | |
|---------|---------------------|
| 0-100 | Good |
| 100-200 | Satisfactory |
| 200-300 | Moderately polluted |
| 301-400 | poor |
| 401-500 | Very poor |
| 500+ | severe |

AQI RECORDED DURING MOBILE VAN SURVIELLANCE

| Locations | Parameter used to calculate AQI | PEQS value ug/m ³ | Conc. (ug/m ³) used to calculate AQI | AQI | Remarks |
|---|---------------------------------|------------------------------|--|-----|---------|
| Site 1: Quaid-e-Azam Industrial Estate, (01:00am-11:00am) | PM _{2.5} | 35 | 164.363 | 215 | |
| Site2: Akbar Chowk, Lahore.(01:00 am- 08:00am) | PM _{2.5} | 35 | 273.875 | 324 | |

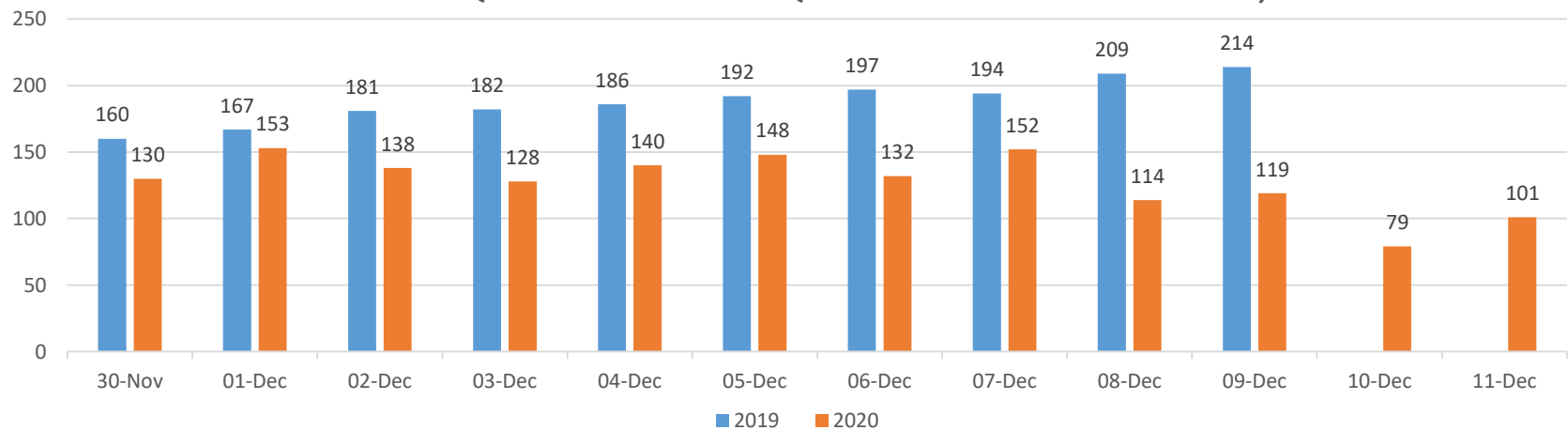
SUMMARY OF PREVIOUS AQI

AIR QUALITY INDEX (AQI) RECORDED WITH AQMS OF EPA IN LAHORE



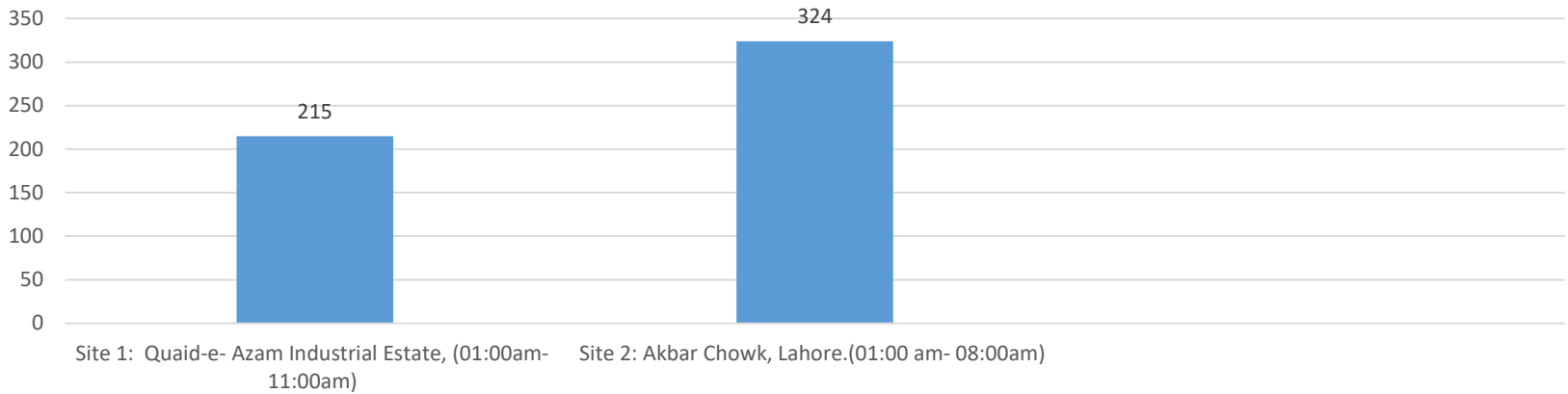
Source: Environment Protection Department

COMPARISON OF AQI OF 2019-2020 OF AQMS INSTALLED AT MET STATION, JAIL ROAD



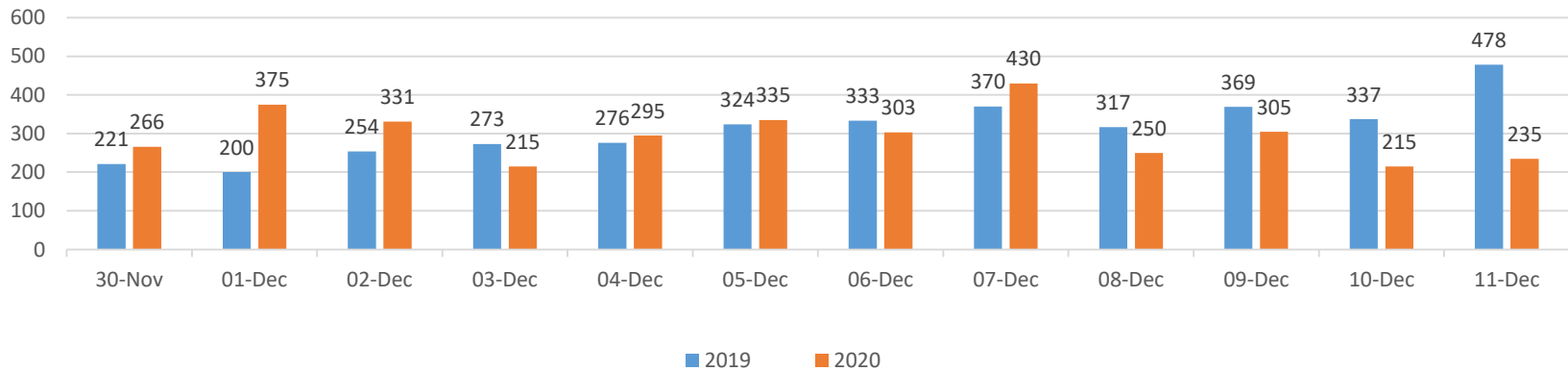
Source: Environment Protection Department

AQI RECORDED DURING MOBILE VAN SURVIELLANCE (BASED ON PREVIOUS 24 HOURS DATA)



Source: Environment Protection Department

COMPARISON OF AQI OF 2019-2020 OF AQMS INSTALLED AT US EMBASSY, LAHORE



Source: <https://aqicn.org/city/pakistan/lahore/us-embassy/>