

AIR QUALITY INDEX (AQI) RECORDED WITH AQMS OF EPA IN LAHORE 19.12.2020 (BASED ON PREVIOUS 24 HOURS DATA)

Station name	Parameter used to calculate AQI	PEQS value ug/m ³	Conc. (ug/m ³) used to calculate AQI	AQI	Remarks
Met Station, Jail Road	PM _{2.5}	35	40.523	114	
Town Hall	CO	5 (mg/m ³)	15.957	173	
Township	-	-	-	-	Data not download due to expiry of internet package
Wagha Town	-	-	-	-	Not Operational Annex Attached in previous report
Hafeez Kardar Road, EPA HQ	-	-	-	-	Not Operational Annex Attached in previous report

AQI limits in Smog Policy 2017

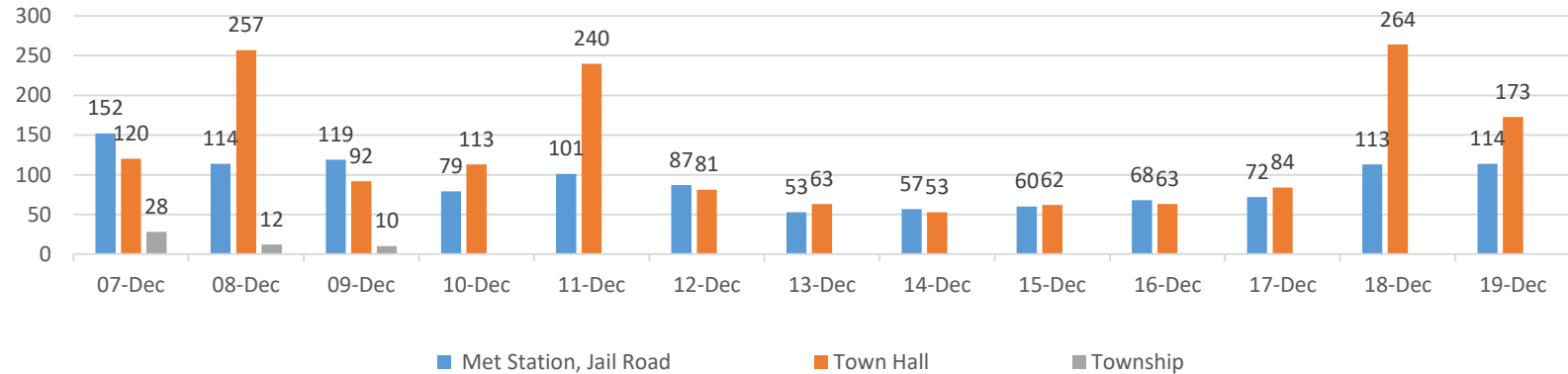
0-100	Good
100-200	Satisfactory
200-300	Moderately polluted
301-400	poor
401-500	Very poor
500+	severe

AQI RECORDED DURING MOBILE VAN SURVIELLANCE

Locations	Parameter used to calculate AQI	PEQS value ug/m ³	Conc. (ug/m ³) used to calculate AQI	AQI	Remarks
Site 1: Wagha Town, Lahore, (24 hours)	PM _{2.5}	35	245.062	295	

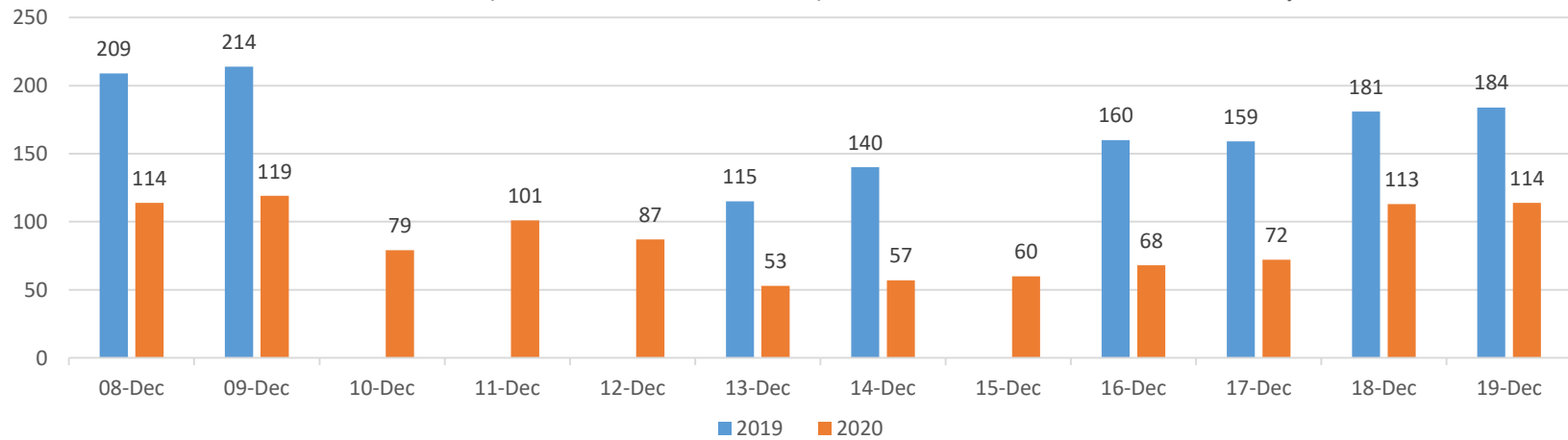
SUMMARY OF PREVIOUS AQI

AIR QUALITY INDEX (AQI) RECORDED WITH AQMS OF EPA IN LAHORE



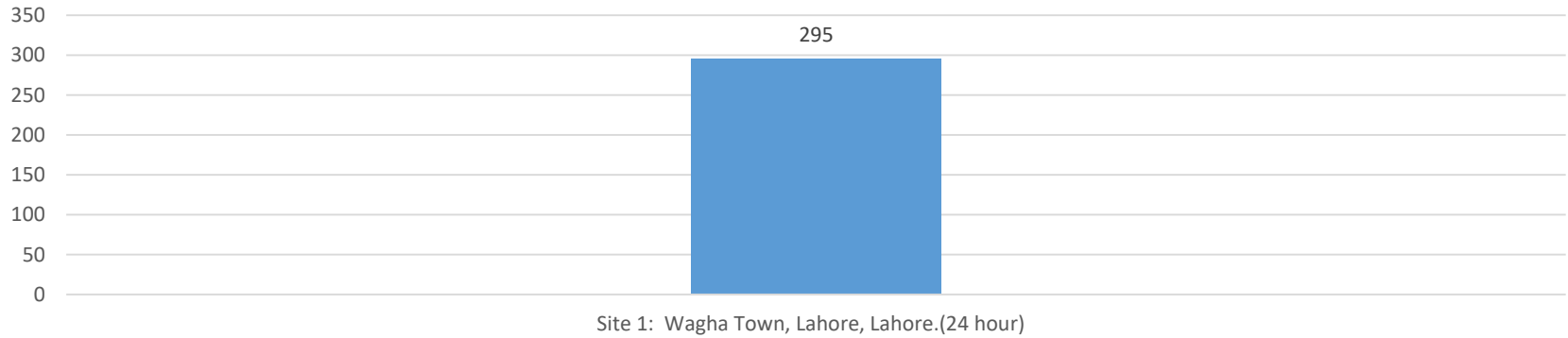
Source: Environment Protection Department

COMPARISON OF AQI OF 2019-2020 OF AQMS INSTALLED AT MET STATION, JAIL ROAD



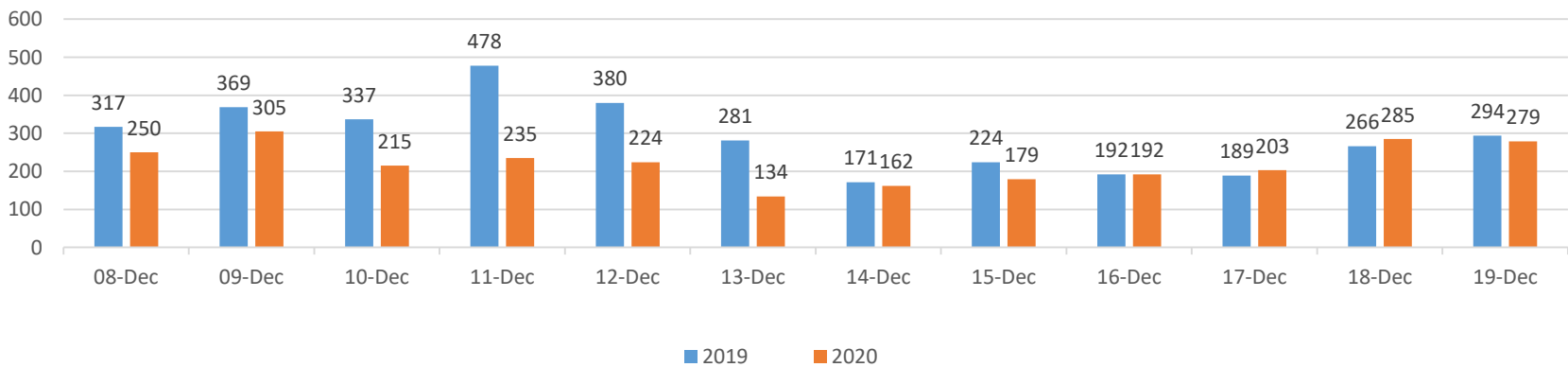
Source: Environment Protection Department

AQI RECORDED DURING MOBILE VAN SURVIELLANCE (BASED ON PREVIOUS 24 HOURS DATA)



Source: Environment Protection Department

COMPARISON OF AQI OF 2019-2020 OF AQMS INSTALLED AT US EMBASSY, LAHORE



Source: <https://aqicn.org/city/pakistan/lahore/us-embassy/>