

AIR QUALITY INDEX (AQI) RECORDED WITH AQMS OF EPA IN LAHORE 26.11.2020 (BASED ON PREVIOUS 24 HOURS DATA)

AQI limits
in Smog Policy 2017

Station name	Parameter used to calculate AQI	PEQS value ug/m ³	Conc. (ug/m ³) used to calculate AQI	AQI	Remarks
Met Station, Jail Road	PM _{2.5}	35	47.271	130	
Town Hall	CO	5 (mg/m ³)	9.027	84	
Township	NO ₂	80	86.293	42	
Wagha Town	-	-	-	-	Not Operational Annex Attached in previous report
Hafeez Kardar Road, EPA HQ	-	-	-	-	Not Operational Annex Attached in previous report

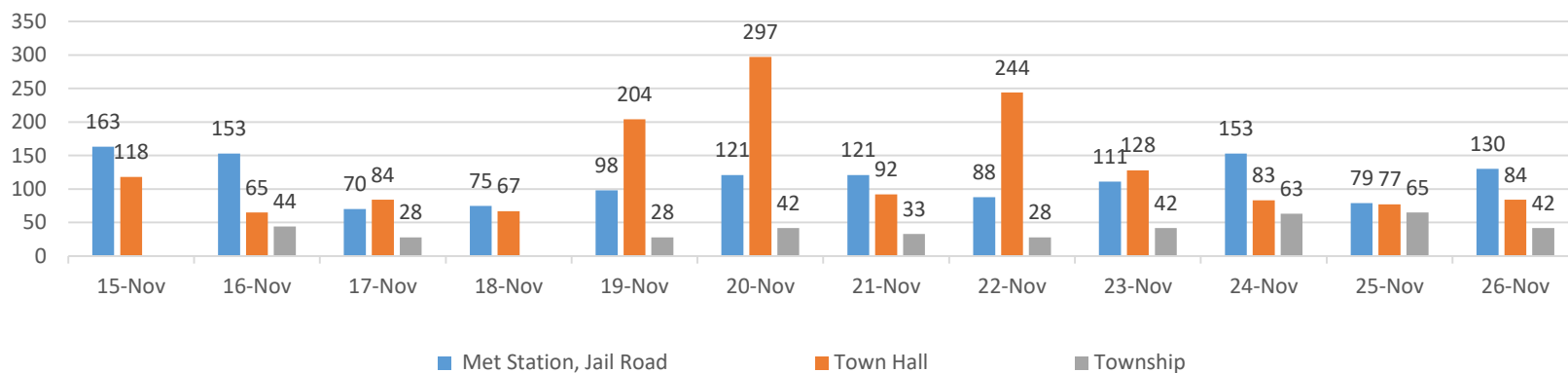
0-100	Good
100-200	Satisfactory
200-300	Moderately polluted
301-400	poor
401-500	Very poor
500+	severe

AQI RECORDED DURING MOBILE VAN SURVIELLANCE

Locations	Parameter used to calculate AQI	PEQS value ug/m ³	Conc. (ug/m ³) used to calculate AQI	AQI	Remarks
Site 1: Atari Industrial Estate, 18 Km Ferozpure Road Lahore (01:00am-10:00am)	PM _{2.5}	35	158.1	209	
Site 2: Kamahan, Ashayana Road, Lahore(02:00pm-12:00am)	PM _{2.5}	35	306	356	

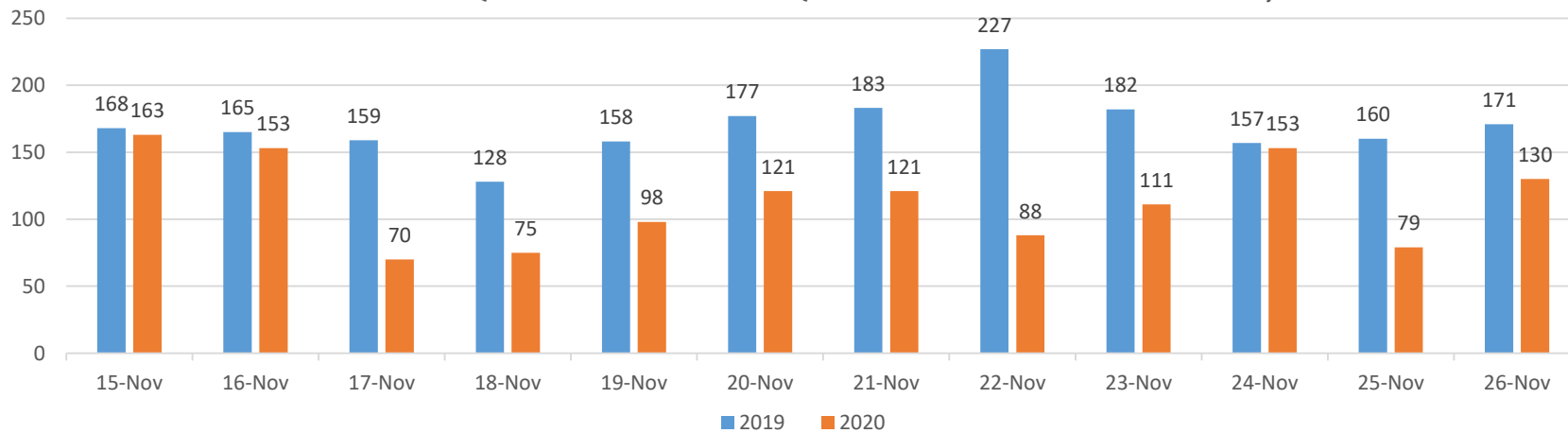
SUMMARY OF PREVIOUS AQI

AIR QUALITY INDEX (AQI) RECORDED WITH AQMS OF EPA IN LAHORE



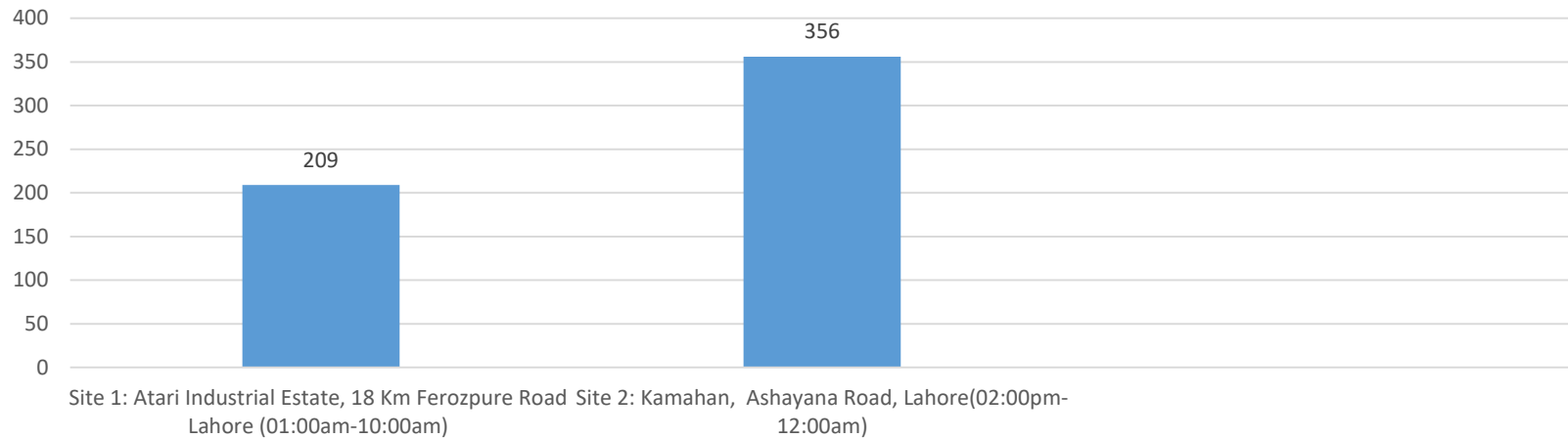
Source: Environment Protection Department

COMPARISON OF AQI OF 2019-2020 OF AQMS INSTALLED AT MET STATION, JAIL ROAD



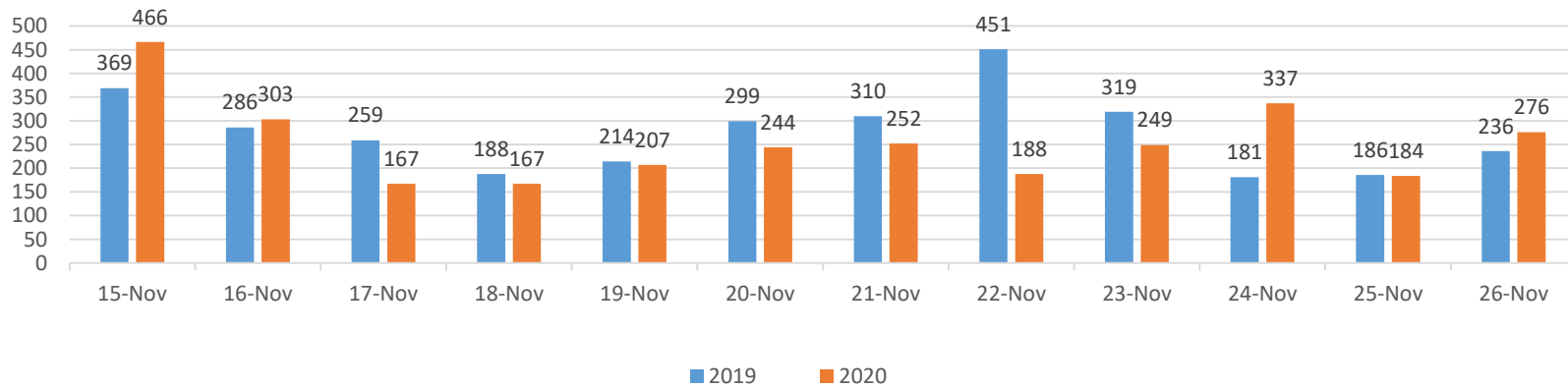
Source: Environment Protection Department

AQI RECORDED DURING MOBILE VAN SURVIELLANCE (BASED ON PREVIOUS 24 HOURS DATA)



Source: Environment Protection Department

COMPARISON OF AQI OF 2019-2020 OF AQMS INSTALLED AT US EMBASSY, LAHORE



Source: <https://aqicn.org/city/pakistan/lahore/us-embassy/>